

North Spring Primary School




PRIMARY 4 PARENT BRIEFING
FRIDAY, 21 February 2025
2.30PM

A smartphone screen shows the Facebook profile of North Spring Primary School. The profile picture is the school's logo. The name 'North Spring Primary School' is visible, along with '2.8K followers • 1 following'. There are 'Message' and 'Follow' buttons. A hand cursor is pointing at the 'Follow' button. Below the phone, there is a QR code. To the right of the phone, there is a red heart, a white banner with 'Join Us!' in black text, the word 'facebook' in blue, and a red arrow pointing from the banner towards the QR code.



Confident, Future-Ready and Aspiring Learners

North Spring Primary School



PRIMARY 4 PARENT BRIEFING

Friday, 21 Feb 2025

2.30 PM

Confident, Future-Ready and Aspiring Learners



FOCUS FOR TODAY

01

PSLE Scoring System

A Quick Overview

02

Direct School Admission

Preparing Early

03

P4 Subject Based Banding

Focusing on Students' Strengths

04

Supporting Your Child

How You Can Help

Confident, Future-Ready and Aspiring Learners

PSLE Scoring System

A Quick Overview

01



Confident, Future-Ready and Aspiring Learners



WHAT IS THE INTENT OF THE PSLE?



A useful checkpoint at the end of primary school

A fair way to determine secondary school posting



1

Reducing fine differentiation of students' examination results at a young age.

2

Recognising a student's level of achievement, regardless of how his/her peers have done.

3

Encouraging families to choose secondary schools holistically based on students' strengths, interests and learning needs.

Standard and Foundation Subjects (P5 to P6)



Standard Subjects	Foundation Subjects
English	Foundation English
Mathematics	Foundation Mathematics
Science	Foundation Science
Mother Tongue Languages (MTL)	Foundation Mother Tongue Languages
Higher MTL	

WHAT ARE ACHIEVEMENT LEVELS (AL)?

WHY ARE THE BANDS UNEVEN?



- Students with similar scores in each subject are grouped into scoring bands measured in 8 ALs.
- AL bands and mark ranges are set based on the learning objectives of the curriculum, and mirror the way we learn.

When we learn something new, after some initial practice, we often find ourselves improving significantly.

As we get better, the improvements become small steps, and finally, as we reach a high level, we inch just a little further, even after much learning and practice.


The ALs were designed to reflect this reality of learning. They help educators, students, and parents know how ready students are to access the curriculum at the next level.

AL	RAW MARK RANGE
1	≥ 90
2	85 – 89
3	80 – 84
4	75 – 79
5	65 – 74
6	45 – 64
7	20 – 44
8	< 20

HOW DOES THE PSLE SCORING SYSTEM WORK?



- The overall PSLE Score is made up of 4 subject Achievement Levels (ALs).
- The PSLE Score can range from 4 to 32, with 4 being the best.



Elena PSLE Score **14**

PSLE Subject	AL Score
English	2
Math	2
Foundation Science	AL A = 6
Mother Tongue Language	4

FULL SBB: S1 POSTING



Three Posting Groups to ensure schools are accessible to diverse learners

MOE will facilitate the admission of P6 students into S1 through 3 Posting Groups:
Posting Group 1, 2 and 3.

Unlike the academic streams of Express, N(A) and N(T), Posting Groups will only be used for the purposes of facilitating entry into secondary school and to guide the subject levels students offer at the start of S1.

- Posting Groups assigned based on PSLE Scores, mapped from existing PSLE Score ranges for Express, N(A) and N(T) streams.
- PSLE Scores provide a good gauge of the subject levels that students can offer at the beginning of Sec 1.

PSLE Score	Posting Group	Subject level for most subjects
4 – 20	3	G3
21 and 22	2 or 3	G2 or G3
23 and 24	2	G2
25	1 or 2	G1 or G2
26 – 30 <i>(with AL 7 in EL and MA)</i>	1	G1




HOW DOES THE S1 POSTING WORK?

- Your child has **six choices** in selecting their secondary schools.
- Your child will be posted to a secondary school based on **academic merit, i.e., PSLE Score**, and their **choice order of schools**.
- If two or more students with the same PSLE Score vie for the last remaining place(s) in a school, the following tie-breakers are used in the following order:
 1. **CITIZENSHIP**
 2. **CHOICE ORDER OF SCHOOLS**
 3. **COMPUTERISED BALLOTING**
- The tie-breaker based on school choice order recognises the different considerations that families have in making school choices.



Direct School Admission (DSA)

Preparing Early

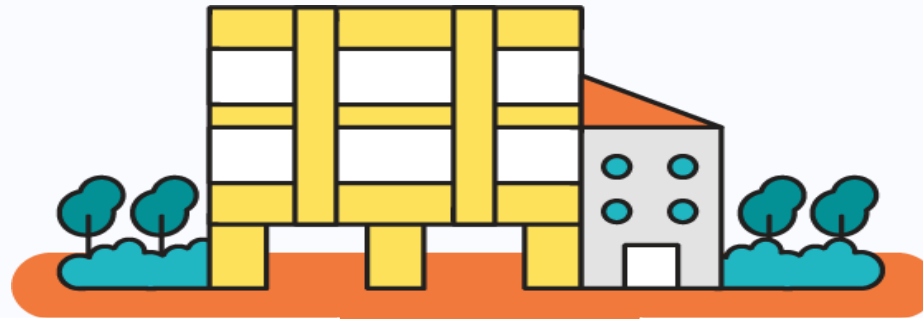


Confident, Future-Ready and Aspiring Learners



Direct School Admission

ENTERING A SECONDARY SCHOOL



1) Secondary One Posting

- Based on a student's **PSLE score (Total AL score)**
- Most students enter secondary schools this way

2) Direct School Admission

- Based on a diverse range of talents and achievements in specific academic subjects or non-academic areas, beyond what the PSLE recognises
- Allows students to access school programmes to develop their talents



What is DSA?

- DSA allows students to apply to some schools before taking the PSLE.
- The admission is based on a diverse range of talents and achievements that may not be demonstrated at the PSLE.
- Different secondary schools offer different programmes and have their own selection process and criteria.



What is DSA?

Some talent areas include:

- Sports and games (e.g. Basketball)
- Visual, literary and performing arts (e.g. Dance, Choir)
- Uniformed groups (e.g. Scouts)
- Leadership (e.g. prefects)
- Debate and public speaking
- Science, mathematics and engineering
- Languages and humanities



What are Secondary Schools looking for?

General areas that secondary schools may look at:

Talent, Passion and Commitment

- Achievements and participation in and beyond school (e.g. in Junior Sports Academy).
- Schools may also conduct tests, trials or selection camps to identify students with strengths, or strong fundamentals and potential in particular areas.

Strong personal qualities

- CCA records and VIA participation
- Beyond school commitments
- Schools may also conduct interviews

Good Academic Fit

- Primary school results to ensure students can benefit from the school's pace of learning

All these take time to develop



Preparation Starts Now

- If there is a secondary school that offers a programme in his/her area of strength, you may consider applying for DSA at Primary 6
- If your child is successfully allocated a school through DSA, he/she will not participate in the Secondary 1 Posting Exercise
- As your child has committed to the secondary school, he/she will not be able to see transfer to another school after the release of the PSLE results



Secondary School Options

When selecting a DSA-Sec school, consider the following:


- Schools with talent areas that match your child's strengths and interests
- Pace of learning
- Distance
- Other programmes offered by the school.

Details are available at the secondary schools' websites via School Finder.



P4 Subject-based Banding (SBB)

Focusing on our children's strengths



***NURTURING EVERY CHILD
to the best of his/her abilities***

Confident, Future-Ready and Aspiring Learners



P4 Subject-based Banding

“We recognise different abilities...and help each student to proceed at a pace that he can manage.”



Mr Tharman Shanmugaratnam
Minister for Education
(2006)



Why Subject-based Banding?

- To provide greater flexibility to the students through offering a combination of standard and foundation subjects depending on his/her strengths.
- Student can stretch the potential of his stronger subjects and work on the fundamentals of the weaker subjects.

What SBB means for your child




Standard Subjects	Foundation Subjects	Higher Mother Tongue
English	Foundation English	Chinese
Mathematics	Foundation Mathematics	Malay
Science	Foundation Science	Tamil
Mother Tongue Languages	Foundation Mother Tongue Languages	

Depending on your child's strengths, your child has the choice to take a combination of subjects offered by the school.

Difference between Standard and Foundation Subjects



Standard Subjects	Foundation Subjects
Focus on mastery and core content	Emphasise on developing strong fundamentals to better equip students for their progression to secondary school



How does SBB Work?

At P4, Student sits for school-based examinations

- Based on student's results, school recommends a subject combination.
- Parents fill up option form indicating their preferred combination.

At P5, Student takes a subject combination **chosen by parents**

At the end of P5, School reviews student's performance and **school makes the final decision**

Students who do not meet expectations or has difficulty coping

All other students

Switch subject(s) to foundation level

Continue with the same subject combination

At P6, Student sits for PSLE based on the combination assigned

SBB Subject Combinations



After P4 Exam	Subject Combination
Passes all 4 subjects and performs very well in MTL	<ul style="list-style-type: none">• 4 Standard Subjects + Higher Mother Tongue
Passes all 4 subjects	<ul style="list-style-type: none">• 4 Standard Subjects
Passes 3 subjects	<ul style="list-style-type: none">• 4 Standard Subjects• 3 Standard Subjects + 1 Foundation Subject
Passes 2 subjects or fewer	<ul style="list-style-type: none">• 1 Standard Mother Tongue Language + 3 Foundation Subjects• 2 Standard Mother Tongue Language + 2 Foundation Subjects• 4 Foundation Subjects



Criteria for Higher Mother Tongue

- Band 1 for all 4 subjects (English, Mathematics, Science and Mother Tongue)

or

- Band 1 in Mother Tongue and at least Band 2 for all other subjects (English, Mathematics and Science)



Higher Mother Tongue (HMT)

	Higher Mother Tongue
Learning Resources	Different textbooks
Lessons	<ul style="list-style-type: none">• 1 hour only• Once a week• Outside of curriculum hours
Examinations	<ul style="list-style-type: none">• 2 Papers (Paper 1 & 2)

Note:

- *If your child opts to do HMT at P5, he/she must continue to take HMT for the whole year.*
- *Even if he/she does not take HMT in primary school, he/she may still be offered HMT in secondary school.*



Important factors School considers when making decisions:

- End of Year results
- Student's **aptitude, ability** and **motivation** for each subject
- Family support
- Trend in student's results from P1-P4
- Other factor(s) that could have affected a student during the P4 examinations



Important factors parents should consider

- Is your child able to cope with the rigour and pace of standard subjects?
- Does my child have an interest in and a flair for the Mother Tongue Language in order to take Higher Mother Tongue?
- Should my child be spending more time on standard subjects than taking Higher Mother Tongue?



Subject Based Banding in NSPS

Weighting

**Note: Removal of Mid-Year Examination*

TERMS	ASSESSMENT	WEIGHTING
TERM 1	Non-weighted Formative Assessment	No Weighting
TERM 2	Weighted Assessment	15%
TERM 3	Weighted Assessment	15%
TERM 4	Year End Examination	70%
ALL TERMS	OVERALL	100%



Weighted Assessment in NSPS


P4 Weighted Assessment	Rationale
<p>TERM 2 and TERM 3 (Specific weeks will be in Letter to Parents)</p>	<p><i>Learning Checkpoint</i></p> <p><i>An extension of learning in the classroom</i></p> <p><i>Please support the school in not overstressing about Weighted Assessment</i></p> <p><i>Topics and chapters are based on classroom learning and it is not out of the ordinary.</i></p>

In Summary



SBB (Pri) provides greater flexibility for your child by offering him/her the option of a combination of standard and foundation subjects, **according to his/her strengths.**

Supporting Your Child



Preparation

Parents play a vital role in encouraging our children and in helping them map an educational pathway that best fit him/her.



Preparation for P4 SBB



Parent Kit


Parents' Support

- 1. Encourage your child**
 - Be there when they don't do well or are discouraged to do his/her own revision
- 2. Set routines after school**
 - Ensure child has a proper study place and encourage him/her to complete all homework.



Preparation for P4 SBB

Parents' Support



Remember S.O.D.A.S:


- Identify the **S**ituation
- Explore 2 to 3 **O**ptions within their control
- Think of **D**isadvantages of each option
- Think of the **A**dvantages of each option
- Select the overall best **S**olution

3. Aid them to build resilience

- Encourage them to have positive mindset
- Guide them to move towards overcoming the challenge

Preparation for P4 SBB

Parents' Support



Personal growth

Remind your child that good character, values and success in life are not measured through exam results.

Staying resilient

Share with your child that challenges are part of life and support them by problem solving with them, not for them. Assure them that you are there for them no matter what.

Lifelong learning

Help your child recognise that education is a lifelong journey. There are many more opportunities to develop their strengths, interests and abilities.

Every child is unique

Share with them this belief, and that their unique set of strengths, interests and abilities can be developed.

4. Celebrate little success

- Effort matters
- Take every opportunity to remind them of the importance of discovering themselves, lifelong learning and staying positive.

Preparation for P4 SBB



Parents' Support



5. Minimal disruption to your child's learning

- Ensuring your child is not being taken out of school curriculum period for any personal travel plans
- Face-to-face learning in the classroom with teachers and peers promotes stronger bonding

Q & A



Question: SBB



- Does SBB focus mainly on the subject that students are interested in?
- How about those weak subjects that the students face?

Answer:

The intent of SBB is to provide students with the a subject combination that is best for each child. At the end of Primary 4, the subject combination (Standard or Foundation) offered for each child is based on the child's end of year results as well as the child's overall performances over the past years.

Nevertheless, parents have the option to choose which subject combination the student will take at Primary 5.

Question: DSA



- **CCA at North Spring Primary School is based on a modular system. Can my child apply DSA based on his/her modular CCA since she has shown strong interest in one of the modules?**

Answer:

Any student may apply for DSA if he/she deem that the secondary school's programme is a good fit for his/her talent areas. Secondary schools offering DSA will have their own requirements in their selection process. Typically, they will conduct interviews, auditions or trials and/or look at students' achievements in their talent areas.

To read more about DSA FAQs, scan the QR Code or visit this website:
<https://go.gov.sg/dsafaq>



Question: DSA



- **My child is involved in activities externally. However, he/she has no certificates. Can he/she apply via DSA?**

Answer:

Any student may apply for DSA if they deem that the secondary school's programme is a good fit with their talent areas.

Students may submit proof of these external activities during the application process for DSA to put them in a better position.

To know more about DSA, scan the QR Code or visit this website:
<https://go.gov.sg/dsamoe>



Question: Others (CCA)



- **Do the students have the opportunity to choose their own CCA instead of being assigned?**

Answer:

In North Spring Primary School, we are aligned with MOE's intended outcome for CCA that is providing a broad-based learning experience to help students discover their interest and talent areas. From Primary 3 to 6, students would experience a different activity every term from all categories of CCA. The school does take into consideration students' voice in term of the modules we offer.

Question: PSLE

- How is the total raw marks For PSLE calculated?
- Does marks for PRELIM Exams be included in the PSLE Achievement Levels?

Answer:

PSLE scores are determined solely by Achievement Levels.

To know more about the scoring system, please scan the QR Code or visit this website:

<https://go.gov.sg/pslescoringsystem>





References

Subject Based
Banding
(Primary School)



Direct School
Admission (Sec)



Secondary School
Posting Website



References

How-to-Guide
(SchoolFinder)



School Finder



Parent Kit

